

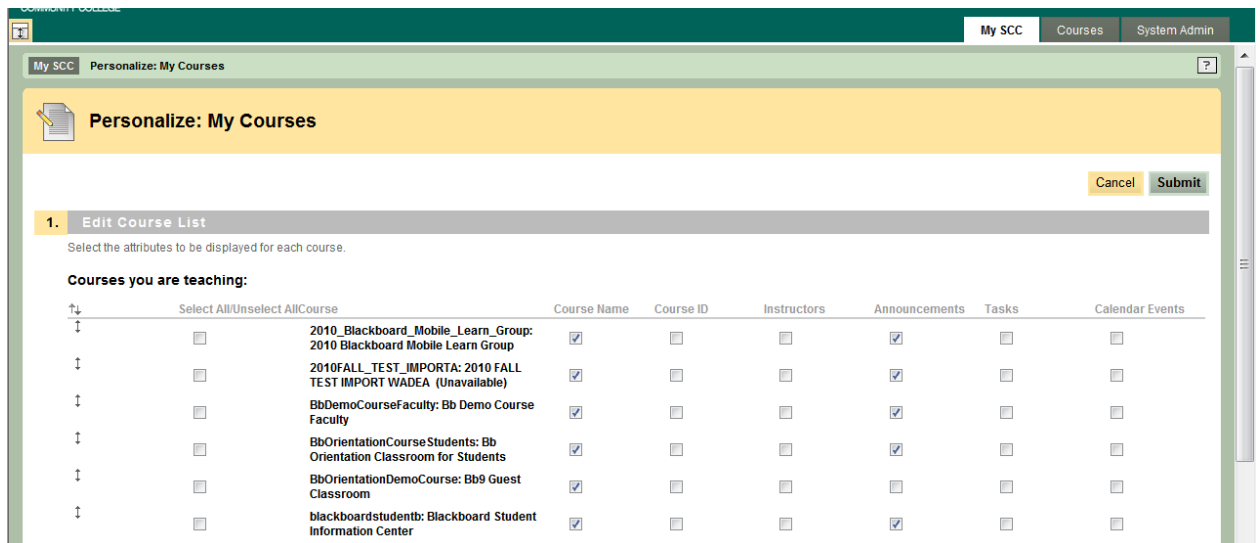


Here is how to have only the classes that you are currently teaching visible.

1. Login in to Bb and look at SCC tab. Under the “My courses” section (the lower right box on the screen) there is a little icon . Click on the , and you will see:



	Select All/Unselect AllCourse	Course Name	Course ID	Instructors	Announcements	Tasks	Calendar Events
↑	<input type="checkbox"/>	2010_Blackboard_Mobile_Learn_Group: 2010 Blackboard Mobile Learn Group	<input checked="" type="checkbox"/>	<input type="checkbox"/>	<input checked="" type="checkbox"/>	<input type="checkbox"/>	<input type="checkbox"/>
↓	<input type="checkbox"/>	2010FALL_TEST_IMPORTA: 2010 FALL TEST IMPORT WADEA (Unavailable)	<input checked="" type="checkbox"/>	<input type="checkbox"/>	<input checked="" type="checkbox"/>	<input type="checkbox"/>	<input type="checkbox"/>
↓	<input type="checkbox"/>	BbDemoCourseFaculty: Bb Demo Course Faculty	<input checked="" type="checkbox"/>	<input type="checkbox"/>	<input checked="" type="checkbox"/>	<input type="checkbox"/>	<input type="checkbox"/>
↓	<input type="checkbox"/>	BbOrientationCourseStudents: Bb Orientation Classroom for Students	<input checked="" type="checkbox"/>	<input type="checkbox"/>	<input checked="" type="checkbox"/>	<input type="checkbox"/>	<input type="checkbox"/>
↓	<input type="checkbox"/>	BbOrientationDemoCourse: Bb9 Guest Classroom	<input checked="" type="checkbox"/>	<input type="checkbox"/>	<input type="checkbox"/>	<input type="checkbox"/>	<input type="checkbox"/>
↓	<input type="checkbox"/>	blackboardstudent: Blackboard Student Information Center	<input checked="" type="checkbox"/>	<input type="checkbox"/>	<input checked="" type="checkbox"/>	<input type="checkbox"/>	<input type="checkbox"/>

2. From here you can deselect the course names and announcements that you are not currently teaching
3. Click the submit button and they will no longer appear on the SCC tab.