



Quick Facts

Academic Year 2025-26

Fall

Academic Year
2025-26

Quarter
Fall

Fund Source
All

International Student
All

Dual Enrollment
All

5,764
Headcount

3,891
FTE

15:1
Student to Faculty Ratio

41%
Full-Time

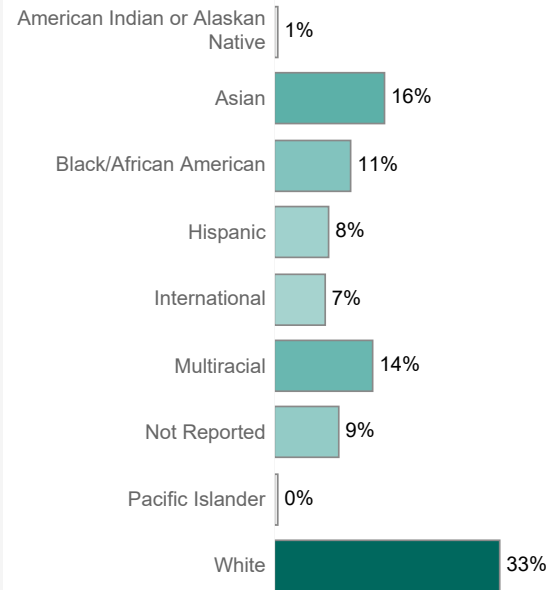
59%
Part-Time

Enrollments & Student Profile

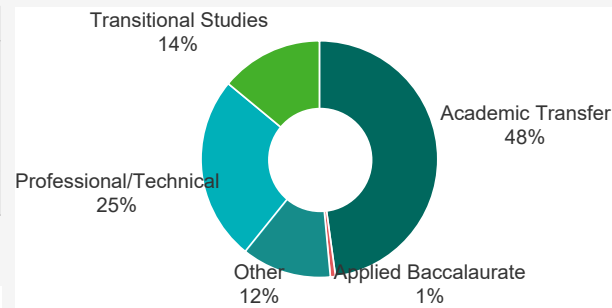
Enrollments

Fund Source	Headcount	FTE
State-Funded	4,362	3,091
Contract-Fun..	1,160	779
Student-Fund..	242	21
Grand Total	5,764	3,891

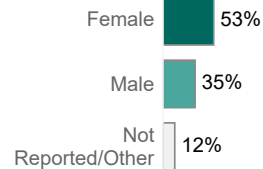
Race/Ethnicity



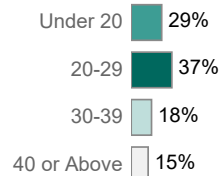
Student Intent



Sex/Gender



Age



Median Age: **24**

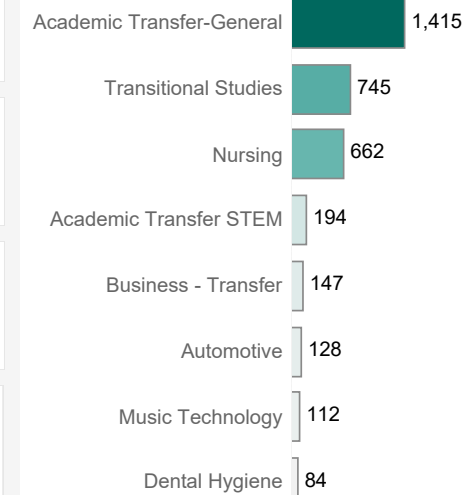
Outcomes & Support

\$467,278.00 Scholarships
Awarded

23% Received Need-Based Aid

\$8,503.34 Avg. Financial Aid
Award

Highest Enrolled Programs by FTEs



27%
First-Generation
Students

32%
Students Who Work

121
Veterans, Military,
Military-Affiliated

645
International Students