



# WELCOME





Approximately **900** international students from more than **60** countries attend Shoreline.

**W** WalletHub

**#1**

**RANKED #1 IN THE STATE OF WASHINGTON FOR BEST COMMUNITY COLLEGE (WALLETHUB, 2021)**



# Why Shoreline Community College?



## COST

Save up to **\$40,000 per year** in tuition fees by attending Shoreline instead of a four-year university.

**1:1**

## ACADEMIC ADVISING

Every international student is able to receive **1:1 attention from our faculty advisors**. Advisors help students pick their classes, choose an area of study, and find universities to transfer to after Shoreline.



## ON-CAMPUS HOUSING

Live with your peers in a **welcoming environment** that supports your growth and success at Shoreline.



## GRADUATE SUCCESS

Shoreline students have transferred to **over 200 universities in the United States**, including Cornell, University of Washington, New York University, and all of the University of California schools.

need even more reasons?



## LOCATION

Seattle, Washington is consistently ranked as a top U.S. city to live in! With Fortune 500 companies like **Starbucks, Amazon, Boeing, and Microsoft** based here, Seattle is a hub for innovation and opportunity.



## WORK OPPORTUNITIES

Over **150 international students** find **on-campus jobs each year** in positions including student tutoring, book store, peer mentors, and many more.



## CAMPUS ENVIRONMENT

Our beautiful campus is often described by our students as a **park-like environment that is a quiet and safe place to study**.



## TRANSFER GUARANTEES

Shoreline has **partnerships with 29 universities** around the United States (and France) that guarantee you admission after you receive your Associate's degree.

# Next Steps

Congratulations on your acceptance to Shoreline Community College!

Use this step-by-step guide to complete your enrollment. If you have any questions or need help, email [international@shoreline.edu](mailto:international@shoreline.edu)



1

## Obtain Student Visa

### Incoming New International Students:

After you have received your I-20, apply for your visa. Start this process early! You can apply up to 120 days before your start date. Your first step is paying the SEVIS fee. Print your receipt. Next, complete the visa application from DS-160. PAY CLOSE ATTENTION to what you put on your DS-160. It should match your I-20. Mistakes on the DS-160 can lead to visa denials. For more guidance visit: [shoreline.edu/international/admission/once-accepted-outside-us.aspx](https://shoreline.edu/international/admission/once-accepted-outside-us.aspx)

### Incoming U.S. Transfer Students:

Inform your current U.S. school that you are transferring to Shoreline. Ask them to release your ACTIVE status to Shoreline Community College (SEA214F00184000) as soon as possible, and no later than the first day of orientation.

2

## Find Housing

Shoreline offers on-campus housing in our residence hall for any student 17 years old or older, on a first come, first serve basis. Other housing options include: homestay, where you live with an American family, or share an apartment or house.

3

## Arrange Transportation

There are several ways to reach the campus once you are here. You can sign up for the \$40 Shoreline airport pickup service here:


[shoreline.formstack.com/forms/airport\\_pickup](https://shoreline.formstack.com/forms/airport_pickup), arrange with your homestay agency, or use public transportation, a taxi, Uber/Lyft, or ShuttleExpress.com.

4

## Attend Orientation

You are **required** to attend International Student Orientation. New international students will receive emails about the orientation schedule and how to activate their school email from our staff directly approximately 1-2 weeks prior to the first day of orientation. If you do not see these emails in your inbox, please first check your spam folder and then email [international@shoreline.edu](mailto:international@shoreline.edu) to confirm your personal email address.

# Housing



## ON-CAMPUS HOUSING

Shoreline's newest and most convenient housing option is now available to Shoreline students who are 17 years or older! Located in the heart of the College's 83 acres, the new building features 68 units that house over 200 beds with shared living rooms and kitchens. Furnishings, utilities, and 24/7 security are all included in the monthly rent! **This is the closest living option possible and allows students to get to any class by walking 10 minutes or less.**

*For a virtual tour, application, and other information, visit [7000campusliving.com](http://7000campusliving.com)*

## HOMESTAY

International students often begin their experience in the United States by doing a homestay, which means living with a local American family. Students usually have a private bedroom and meals are sometimes included. This is a great way to practice your English and experience American living.

**We recommend three agencies:**

### ABODE

+1 206-527-8654

[www.abodehomestay.com](http://www.abodehomestay.com)

### USA International

+1 425-483-5974

[www.ushomestay.com](http://www.ushomestay.com)

### Intercultural Homestays & Services

+1 206-367-5332

[www.seattlehomestays.com/](http://www.seattlehomestays.com/)

## OTHER HOUSING OPTIONS

For non-homestay off-campus housing options, you can search online for available rentals **on any of these sites:**

- Zillow
- Apartments.com
- Rent.com
- Hotpads
- Trulia
- Homes.com

*\*For students choosing to select their own off-campus housing, we recommend considering housing options within 5 miles of campus. Students may also want to consider proximity to bus lines when choosing a housing option.*

# English Proficiency

If you have demonstrated English proficiency (see chart), you may be eligible to enroll directly into college-level English or be placed in advanced English language courses: English for Academic Purposes (EAP). While taking EAP courses, most students can also take regular college classes that do not have an English prerequisite.

If you do not qualify for ESL exemption you will be required to take our placement test during orientation.

TYPE OF ASSESSMENT TEST	EXEMPT		PATHWAY	
	Required minimum total score	Required minimum writing score	Required minimum total score	Required minimum writing score
TOEFL	61	20	46	14
IELTS	5.5	6.0	5.0	5.0
DUOLINGO	95		85	
CAMBRIDGE IGCSE A & O LEVELS	A, B, or C in English		D in English	
SAT	460 in Reading and Writing			



**FOR MORE ACCEPTED TESTS AND INFORMATION, VISIT:  
SHORELINE.EDU/INTERNATIONAL/ADMISSION/TOEFL-IELTS.ASPX**

## Medical Insurance

Insurance is provided by:



Federal and state laws require that international students maintain adequate health insurance while attending Shoreline. In the United States, individuals are responsible for their own health care expenses. We offer students a very comprehensive insurance policy, giving students access to outstanding medical facilities and providing protection against the substantial costs of health care here. Most private insurance from your home country will not provide adequate coverage if you have any injury or illness.

### How and when do I pay?

The cost will be added to your tuition and fees each quarter. You will pay after you register for classes.

### How do I use the insurance?

Insurance cards will be available through the LewerMark student portal. You will take the card with you when you visit a doctor.

### How much does it cost?


For current cost per quarter and more information, you may visit: [info.lewermark.com/shoreline](http://info.lewermark.com/shoreline)

# Travel Information

Shoreline Community College is about 10 miles (16 kilometers) north of downtown Seattle. There are several ways to reach campus and the surrounding area.

## Fly To Seattle

## Use Airport Code:



## More tips:

- Bring your passport(s), visa, I-20, SEVIS I-901 Fee Receipt with you.
- Bring a blue or black pen with you because you probably will need to fill out the CBP Customs Declaration form on the plane.
- Please try not to bring more than \$10,000 with you. Otherwise you will spend more time at CBP filing the FinCEN Form 105.
- For more info and airport map, visit:  
[www.portseattle.org/services-amenities/international-arrivals-and-passport-control](http://www.portseattle.org/services-amenities/international-arrivals-and-passport-control)

← Watch videos for navigating at SeaTac Airport

# Orientation



- Take English Language Placement Test if you haven't submitted your English proficiency test score.
- Take ALEKS math placement test
- Meet with your academic advisor
- Register for classes and pay tuition
- Learn how to maintain your F-1 status
- Complete the new student intake form if you are studying in the U.S.
- Complete the FERPA authorization form
- Tour campus and Seattle
- And more



TO SEE A SAMPLE ORIENTATION SCHEDULE, VISIT:

[SHORELINE.EDU/INTERNATIONAL/ORIENTATION/DEFAULT.ASPX](http://SHORELINE.EDU/INTERNATIONAL/ORIENTATION/DEFAULT.ASPX)

# Frequently Asked Questions



## Can I open a bank account with a local U.S. bank?

Yes, international students are eligible to open bank accounts. You will need your passport, visa, I-20, and some cash.

## When do I register for classes and pay tuition?

New students register for classes during orientation. Tuition is due by the first day of the classes.

## How can I pay tuition?

You can pay your tuition by debit/credit cards (Visa or MasterCard), cash, personal check, Flywire, and wire transfer.

## Do I have to attend orientation?

YES! Orientation is required for all new students (including transfer-in students) to prepare you for your first day of classes and give you information on how to be a successful student at Shoreline.

## Can my parents join me at orientation?

Yes, family and agents are welcome to join their students at orientation. We even have a special session for them.

## What if my I-20 says "Language Training?"

You did not submit an English proficiency score or your scores did not meet our requirements. Upon completion of ESL or demonstrating English proficiency, you will be issued a Pathway or Associate level I-20. Submit a score report to: [international@shoreline.edu](mailto:international@shoreline.edu).

## How do I choose a homestay family?

You will answer questions on your homestay application regarding your preferences. This information will help the homestay agencies match you with one of their host families.

## What is the school code?

When paying your \$350 I-901 SEVIS fee, you will enter Shoreline's school code (SEA214F00184000), which can be found on the first page of your I-20.





STILL HAVE QUESTIONS?

# CONNECT WITH US



[international@shoreline.edu](mailto:international@shoreline.edu)



[www.shoreline.edu/international](http://www.shoreline.edu/international)



@SCCinternational

@shoreline\_international



shorelineecc

[discord.gg/ZMYEeMwvRN](https://discord.gg/ZMYEeMwvRN)



shorelineedu

